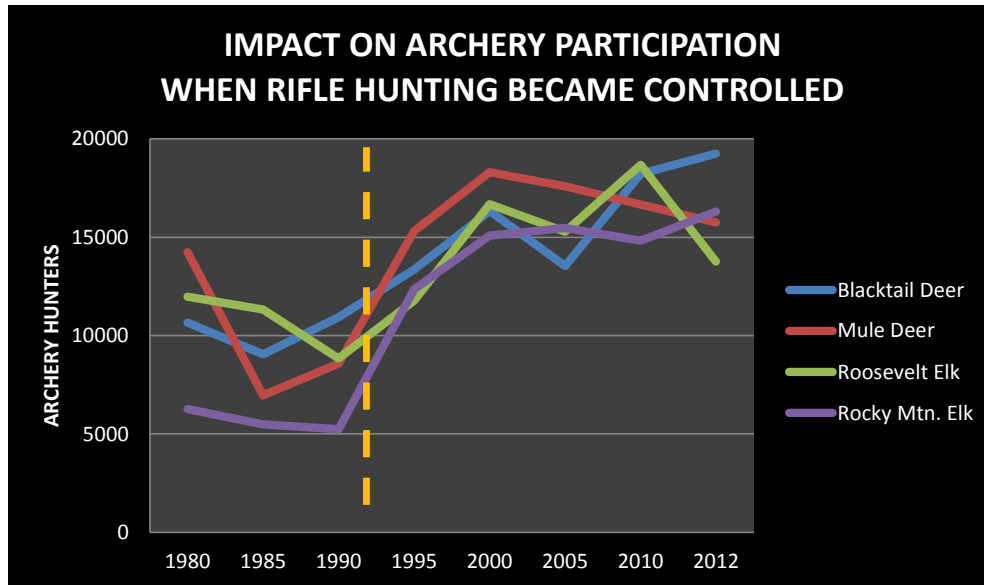
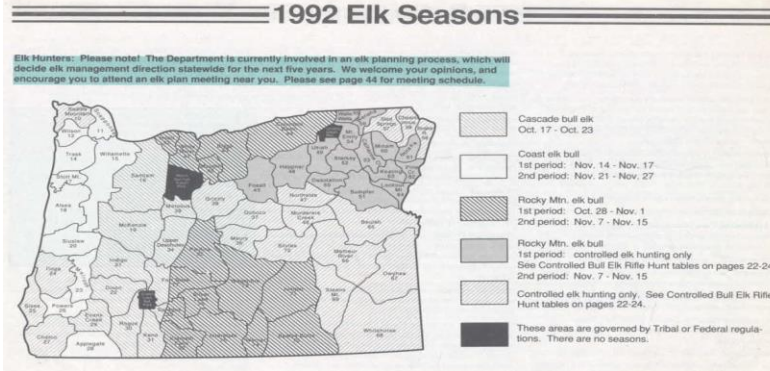


# Archery Impact from Controls on Rifle Hunting

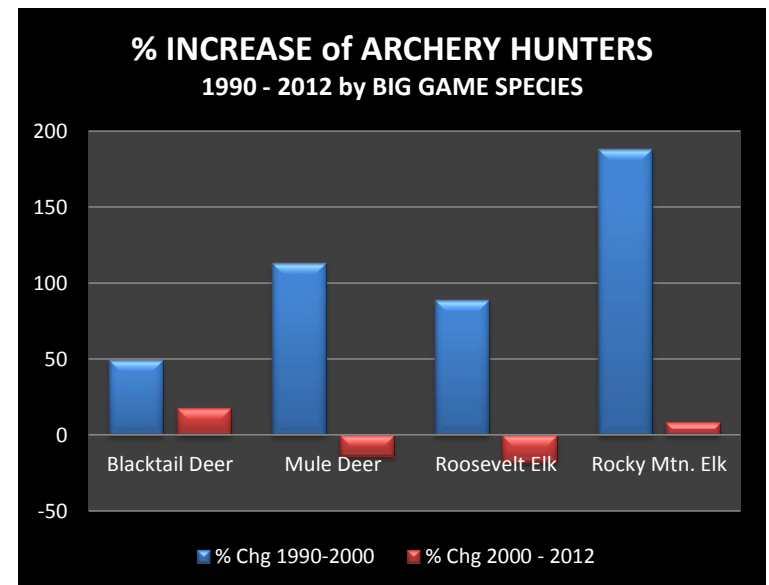
Rich Thompson and Craig Starr have asked that we share this for the group to ponder. Please forward this email along to the ARPAC 2/21/14.

Sarah Reif



Data Source: ODFW ARPAC, Number of hunters, harvest & success rate by weapon

	1980	1985	1990	1995	2000	2005	2010	2012
<b>Blacktail Deer</b>	10658	9047	10,939	13,364	16,326	13,543	18,217	19,245
<b>Mule Deer</b>	14230	6965	8,575	15,302	18,296	17,580	16,655	15,743
<b>Roosevelt Elk</b>	11973	11319	8,834	11,780	16,678	15,271	18,669	13,765
<b>Rocky Mtn. Elk</b>	6257	5475	5,237	12,342	15,083	15,466	14,821	16,303



	% Chg 1990-2000	% Chg 2000 - 2012
<b>Blacktail Deer</b>	49	18
<b>Mule Deer</b>	113	-14
<b>Roosevelt Elk</b>	89	-17
<b>Rocky Mtn. Elk</b>	188	8